

We'd love to hear from you. Like us on Facebook. Post your creations on our page or on Youtube!

WARNING: This product is not for children under 3 years and younger due to potential choking hazards. Hook contains functional sharp point. Do not wear jewelry around neck. Always make sure wearable is loose enough to wear. Do not wear if skin develops redness. Visit a physician if symptoms persist or worsen.

WARNING: Use extra caution when removing bands from the loom. Rubber bands under tension can generate high force. Please visit www.rainbowloom.com/instructions

WARNING: Keep rubber bands away from pets as they are indigestible.

©2014 Choon's Design
48813 West Rd. Wixom, MI 48393
Made in China.
All rights reserved.
Distributed by: Magica International Trade SRL
Str.Drumul Taberei Nr.2, BLH, Ap.1, Sector 6, 0214443321
USA and international patent pending. USA patent #8,485,565 and D696576.

Am fi incantati sa auzim de voi! Asteptam "like-ul" vostru pe pagina de facebook! Postati creatiile voastre pe pagina noastra sau Youtube!

AVERTISMENT : Acest produs nu este destinat copiilor sub 3 ani datorita riscului de sufocare. Croseta contine un varf ascutit. Nu purtati bijuteriile in jurul gatului. Asigurati-va intotdeauna ca bijuteriile sunt suficient de largi inainte de a le purta. Nu le purtati daca apare roseata pe piele. Vizitati doctorul daca simptomele persista sau se agraveaza.

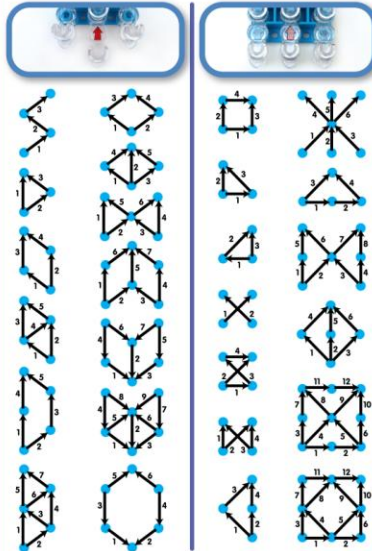
AVERTISMENT : Atentie la desprinderea elasticelor de pe ghergheful Rainbow Loom. Elasticile sub tensiune pot genera o forta ridicata. Va rugam sa vizitati: www.rainbowloom.com/instructions

AVERTISMENT: Pastrati elasticile departe de animale deoarece nu sunt digerabile.

©2014 Choon's Design
48813 West Rd. Wixom, MI 48393
Fabricat in China.
Toate drepturile rezervate.
Distribuit de catre: Magica International Trade SRL
Str.Drumul Taberei Nr.2, BLH, Ap.1, Sector 6, 0214443321
Brevete americane si internationale in curs.
Brevet american nr. 8,485,565 si D696576.



Patterns/Modele



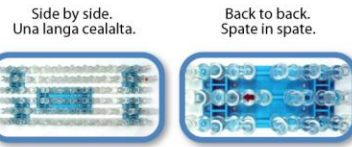
Rainbow Loom® Hook

Removing Loom from Base.
Indepartarea Formei/Gherghefului de la Baza



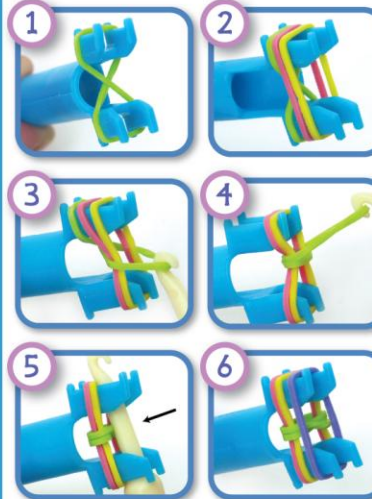
Loom Extensions

Extensii ale Formei




Mini Rainbow Loom®

It will take about 50 rubber bands to make this "fishtail" bracelet.
Veti avea nevoie de 50 de elastice pentru a crea bratară "coada de peste".



Repeat steps 3-6 until your bracelet is long enough.
Follow steps 7-10 to finish.
Repetati pasii 3-6 pana bratară este suficient de lunga.
Urmati pasii 7-10 pantru a termina.



Watch instructional videos at: / Vizionati tutorialele pe:
www.rainbowloom.com
www.youtube.com/twistbandz

8+



Instruction Manual

Make unique rubber band jewelry using the Rainbow Loom® and Mini Rainbow Loom®!

Manual cu instructiuni

Creati bijuterii unice din elastice folosind forma (ghergheful) Rainbow Loom® si Mini Rainbow Loom®!

Generate your account with this secret code
Ceati-va cont cu acest cod secret



at/la www.rainbowloom.com

WARNING:
CHOKING HAZARD - Small parts.
Not for children under 3 years.

WARNING:
Contains FUNCTIONAL SHARP POINT.
Not for children under 4 years.





AVERTISSEMENT:
RISQUE DE SUFFOCATION - Éléments petits.
Ne convient pas aux enfants de moins de 3 ans.

AVERTISSEMENT:
BORD TRANCHANT FONCTIONNEL.
Ne convient pas aux enfants de moins de 4 ans.





Rainbow Loom®

Learn how to make a single pattern rubber band link bracelet.
 Invata cum sa faci o bratara link cu model simplu din elastice.


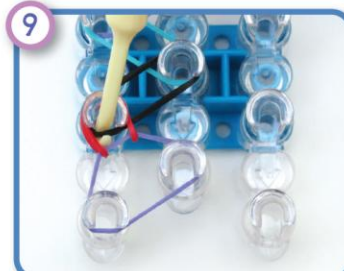
Arrows pointing up.
 Sagetile orientate in sus.




Repeat Steps 2-3.
 Repeta pasii 2 si 3.



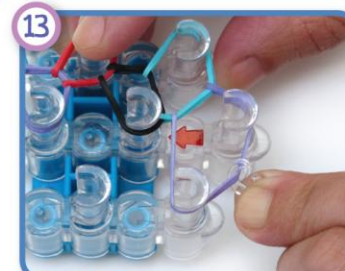
Arrows pointing down.
 Sagetile orientate in jos.



Repeat steps 9-10. Repeta pasii 9 si 10.



Loop the last rubber band to the adjacent pin.
 Leaga ultimul elastic de "piciorusul" adiacent.



Remove from loom. Indeparteaza bratara.



Secure other end with "C" clip.
 Fixeaza celalalt capat cu un C-clips.



More instructions are available at:
 Mai multe instructiuni sunt disponibile la :
www.rainbowloom.com/instructions